

RIDGWAY Rentals

PLANT RENTAL • HAULAGE • SALES • PARTS • SERVICE

01691 770171 0800 515155

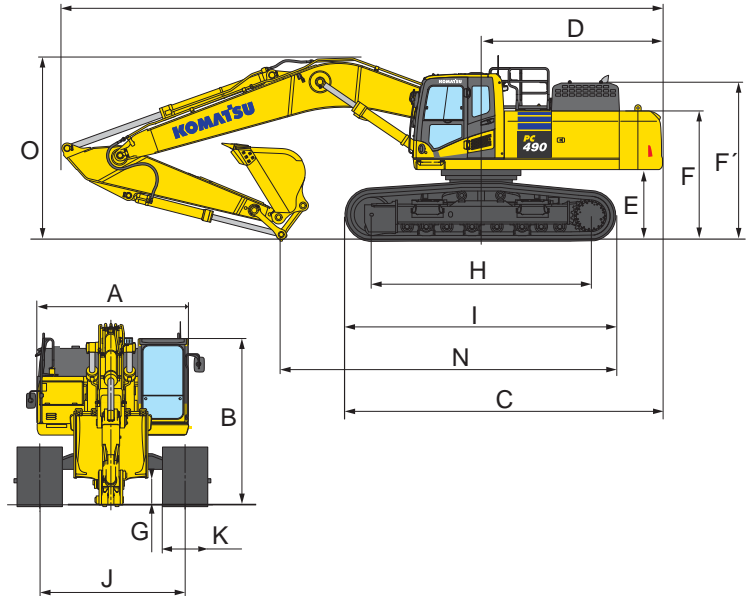
sales@ridgwayrentals.com www.ridgwayrentals.com



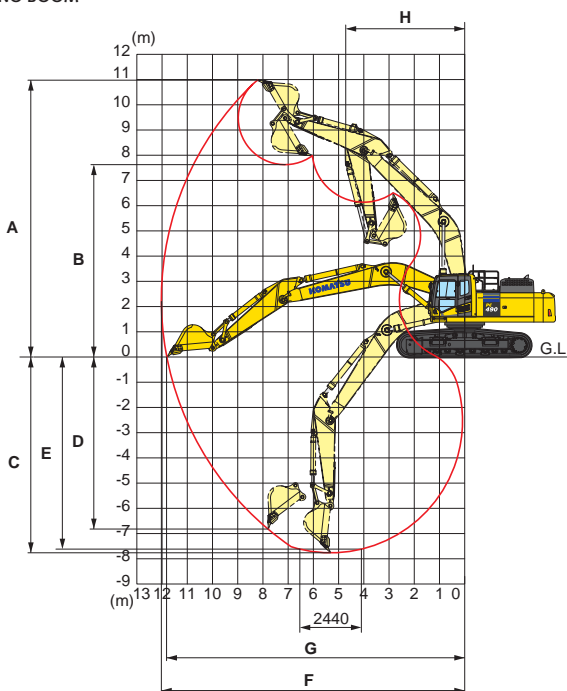
Komatsu PC 490 LC-10 Excavator

Excavator Hire | Excavator Sales

MACHINE DIMENSIONS	PC490LC-10
A Overall width of upper structure	3.145 mm
B Overall height of cab	3.360 mm
C Overall length of basic machine	6.300 mm
D Tail length	3.605 mm
Tail swing radius	3.645 mm
E Clearance under counterweight	1.385 mm
F Machine tail height	2.490 mm
F' Machine tail height (top of engine cover)	3.105 mm
G Ground clearance	700 mm
H Tumbler centre distance	4.350 mm
I Track length	5.385 mm
J Track gauge	2.890 mm
K Track shoe width	600, 700, 800, 900 mm

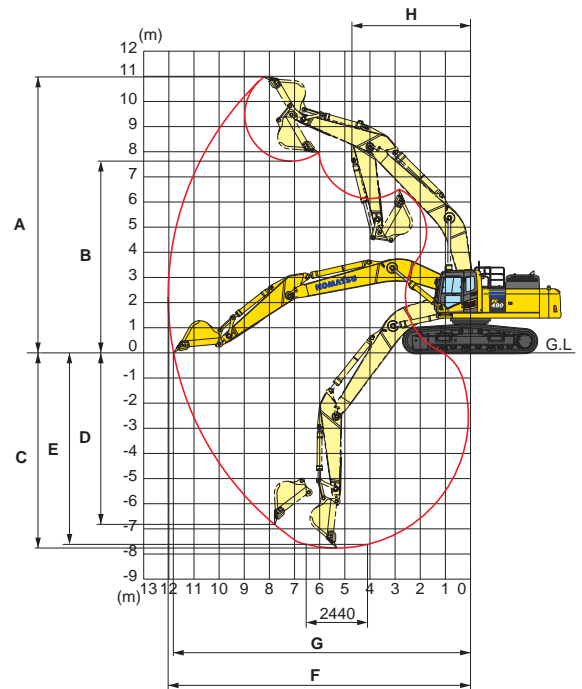


MONO BOOM



ARM LENGTH	2,4 m	2,9 m	3,4 m	4,0 m	4,8 m
A Max. digging height	10.375 mm	10.350 mm	10.980 mm	11.090 mm	11.550 mm
B Max. dumping height	7.135 mm	7.145 mm	7.630 mm	7.780 mm	8.210 mm
C Max. digging depth	6.780 mm	7.280 mm	7.755 mm	8.380 mm	9.190 mm
D Max. vertical wall digging depth	5.240 mm	5.635 mm	6.805 mm	7.220 mm	8.085 mm
E Max. digging depth of cut for 2,44 m level	6.585 mm	7.090 mm	7.615 mm	8.250 mm	9.080 mm
F Max. digging reach	11.080 mm	11.445 mm	12.030 mm	12.565 mm	13.365 mm
G Max. digging reach at ground level	10.840 mm	11.215 mm	11.810 mm	12.355 mm	13.170 mm
H Min. swing radius	4.835 mm	4.810 mm	4.735 mm	4.800 mm	4.885 mm

SHORT BOOM



ARM LENGTH	2,4 m	2,9 m
A Max. digging height	10.510 mm	10.550 mm
B Max. dumping height	7.075 mm	7.115 mm
C Max. digging depth	6.365 mm	6.865 mm
D Max. vertical wall digging depth	4.365 mm	4.950 mm
E Max. digging depth of cut for 2,44 m level	5.830 mm	6.710 mm
F Max. digging reach	10.605 mm	10.985 mm
G Max. digging reach at ground level	10.360 mm	10.750 mm
H Min. swing radius	4.265 mm	4.295 mm