

# RIDGWAY Rentals

PLANT RENTAL • HAULAGE • SALES • PARTS • SERVICE

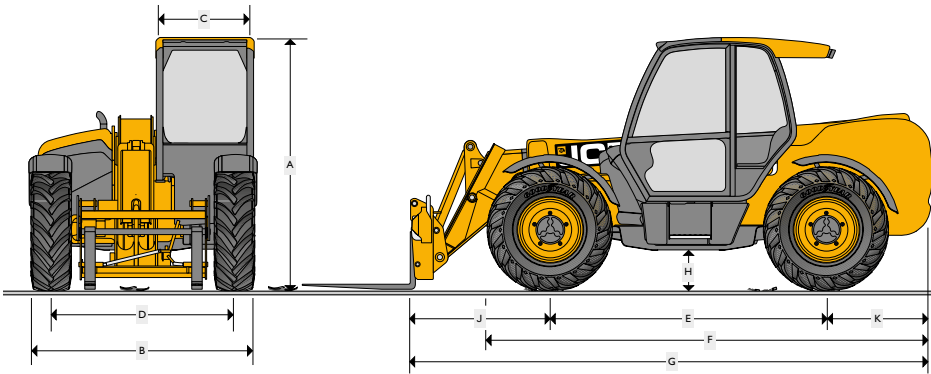
01691 770171 0800 515155

sales@ridgwayrentals.com www.ridgwayrentals.com



## JCB 540-140 Telehandler

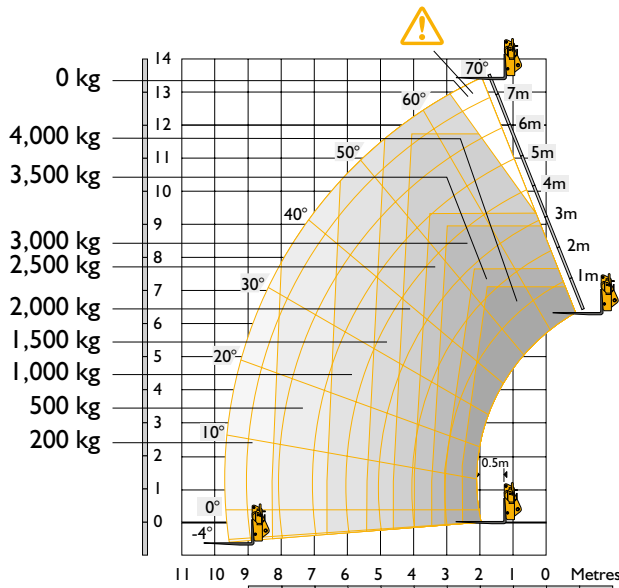
### JCB 540-140 Telescopic Handler / Loadall STATIC DIMENSIONS



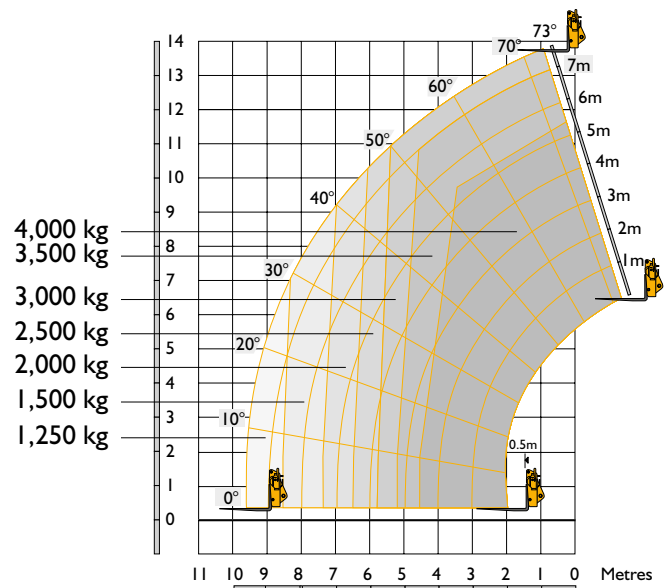
| Machine model                                 | 540-140 |            |
|---|---------|------------|
| A Overall height                              | m       | 2.59       |
| B Overall width (over tyres)*                 | m       | 2.35       |
| C Inside width of cab                         | m       | 0.94       |
| D Front track                                 | m       | 1.90       |
| E Wheelbase                                   | m       | 2.75       |
| F Overall length to front tyres               | m       | 4.74       |
| G Overall length to front carriage            | m       | 6.23       |
| H Ground clearance                            | m       | 0.40       |
| J Front wheel centre to carriage              | m       | 2.11       |
| K Rear wheel centre to rear face              | m       | 1.37       |
| Overall width with stabilisers fully deployed | m       | 2.57       |
| Outside turn radius (over tyres)              | m       | 3.75       |
| Carriage rollback angle                       | degrees | 37.0       |
| Carriage dump angle                           | degrees | 12.5       |
| Weight  | kg      | 10880      |
| Tyres   |         | 15.5/80-24 |

\* Type dependent

### JCB 540-140 Telehandler Stabilisers retracted Sway



### JCB 540-140 Telehandler - Stabilisers extended Sway



### JCB 540-140 Telehandler Stabilisers retracted Sway

|                              |    |       |
|------------------------------|----|-------|
| Maximum lift capacity        | kg | 4000  |
| Lift capacity to full height | kg | 1500  |
| Lift capacity at full reach  | kg | 200   |
| Lift height                  | m  | 12.89 |
| Reach at maximum lift height | m  | 3.09  |
| Maximum forward reach        | m  | 9.70  |
| Reach with 1 tonne load      | m  | 6.61  |
| Placing height               | m  | 12.40 |

### JCB 540-140 Telehandler - Stabilisers extended Sway

|                              |    |       |
|------------------------------|----|-------|
| Maximum lift capacity        | kg | 4000  |
| Lift capacity to full height | kg | 3000  |
| Lift capacity at full reach  | kg | 1250  |
| Lift height                  | m  | 13.78 |
| Reach at maximum lift height | m  | 1.01  |
| Maximum forward reach        | m  | 9.64  |
| Reach with 1 tonne load      | m  | 9.64  |
| Placing height               | m  | 13.30 |

Complies with stability test EN 1459 Annex B. Chassis Levelling (Sway) with stabilisers retracted (Sway angle  $\pm 9^\circ$ ).